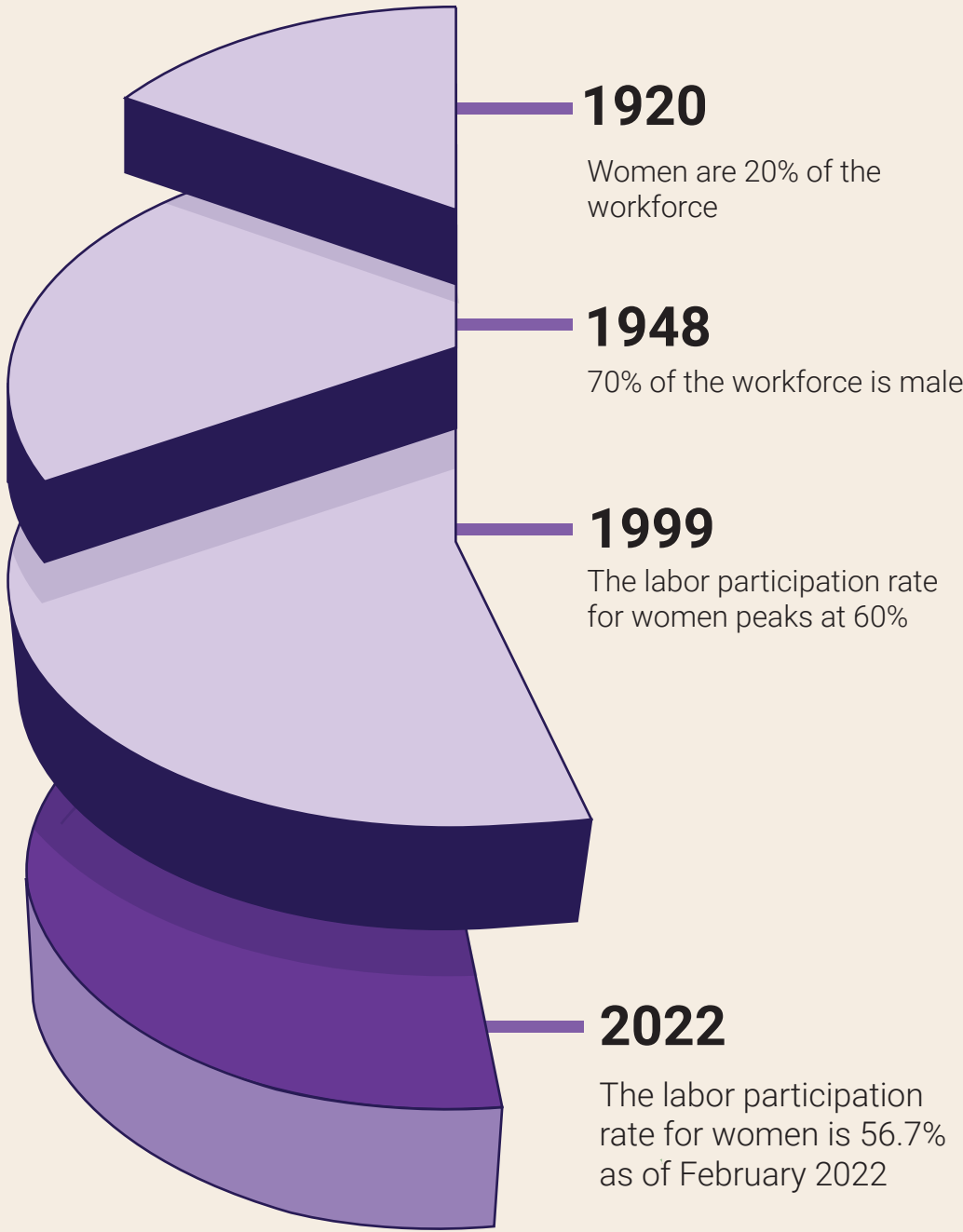


## Infographic: Women in the Workforce

During the COVID-19 pandemic, ongoing closures of schools and daycare centers forced many women from the workforce to assume childcare responsibilities. In September of 2020, the share of women who were employed and at work was the lowest it had been since 1985. Here are some key facts about women in the workforce we've compiled for Women's History Month.

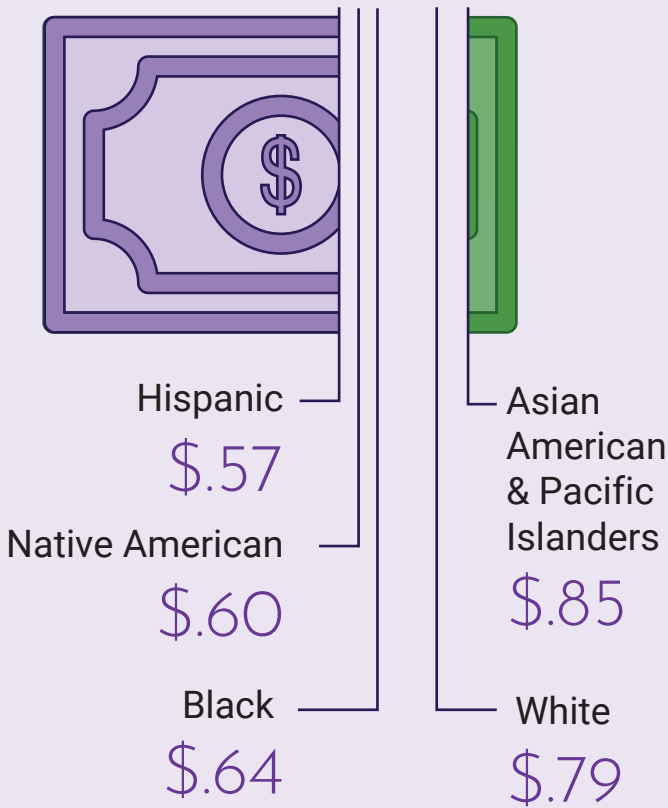
### Women Are More Than Half of The Workforce

The labor participation rate for women is still above 50%, but has been declining since 1999.



### 50 Years After the Equal Pay Act, The Wage Gap Persists

Median earnings for women in 2021 were 83.1 percent of the median for men, however this gap varies by race and ethnicity. The gender gap also increases as women age.



Median wage of persons employed in top 10 majority female occupations

\$37,798

\$52,765

Median wage of persons employed in top 10 majority male occupations

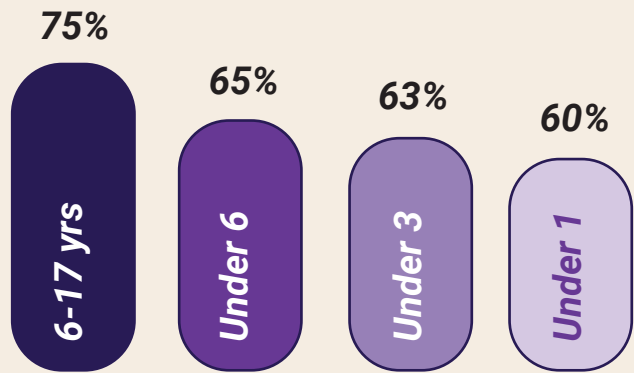
### What is "Women's Work" Today?

Top 10 female-majority professions in the United States, 1920 vs. 2020

1920	2020
Other domestic/personal service	Teachers
Teachers	Nurses
Stenographers and Typists	Nursing/Phyc./Home Health Aids
Clerks	Secretaries/Admin. Assistants
Farm Laborers	Cashiers
Launderers/Laundresses	Customer Service Reps.
Salesmen/Saleswomen	Retail Salespersons
Bookkeepers and Cashiers	Managers, General
Cooks	Waiters/Waitresses
Farmers	Retail Sales Managers/Supervisors

### Most Mothers Are Working Moms

Labor force participation rate of mothers by age of youngest child



#### Sources

Employment and Earnings by Occupation, <https://www.dol.gov/agencies/wb/data/occupations>  
Women in the Labor Force: A Databook, <https://www.bls.gov/opub/reports/womens-databook/2020/>  
Working Women: Top Occupations By Decade, <https://www.dol.gov/agencies/wb/data/occupations-decades-100>  
Mothers and Families: Selected Labor Force Participation, <https://www.dol.gov/agencies/wb/data/mothers-and-families>